

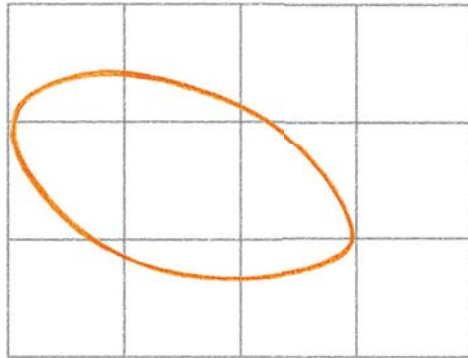
Clownfish



There are many different types of clownfish. This is the Percula Clownfish, which is the most well known. They live in tropical areas of the world where the water is warm. The clownfish's friend is the anemone. It has long tentacles that the clownfish hides in. These tentacles kill and eat other fish but the clownfish has built up an immunity to its sting.

1.

Draw a grid with four equal squares going across and three down.




Draw in an oval shape that is pointier at the rear. Make sure the oval is slanted in an upward direction.



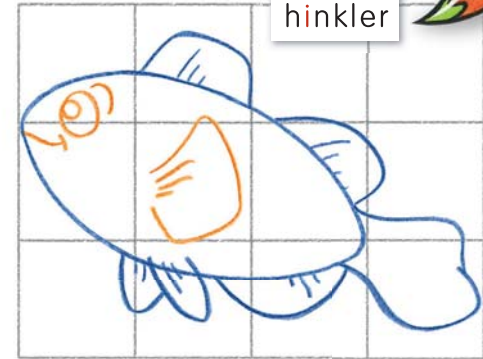
2.

Add on the dorsal fins on top of the body shape. Notice how they start in the second square from the left of the grid. Draw on the surrounding fins and add the tail.



3.

Draw a mouth that looks like a stretched "S" on its side. Draw in the eye and add a curved line above it for the brow.

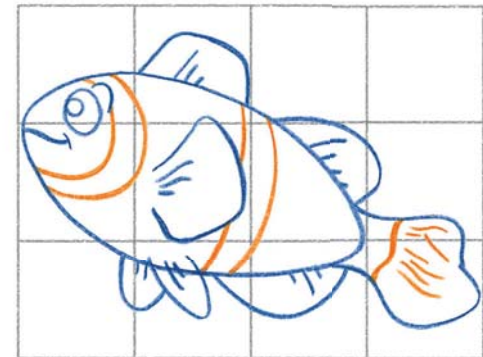


Add the pectoral fin in the middle of the body. Note the large size of the pectoral fin.



4.

Add three stripes. These surround the head, fall behind the dorsal fins and circle the tail.



5.

Outline your artwork and erase the pencil lines. Colour your clownfish.

